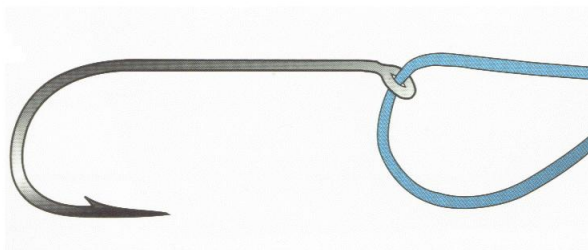


The Improved Clinch Knot

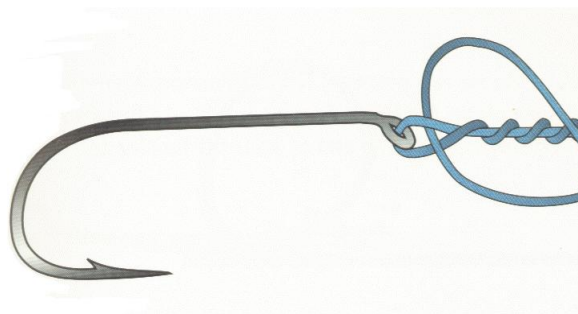
The Improved Clinch is very easy to tie, which is the main reason it's so popular for connecting monofilament to terminal tackle. It's most effective on lines under 20-pound test.

1.



Run several inches of line through the hook eye. Don't be stingy here. Make it comfortable and easy to tie.

4.



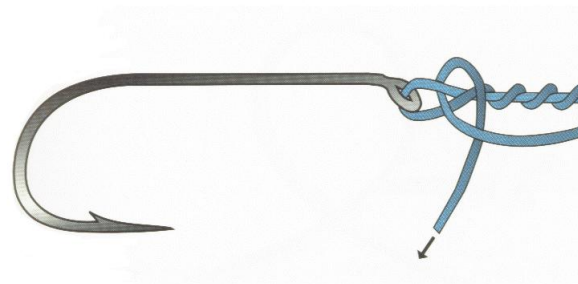
Push the loose end through the new loop you just created. Wet the knot with a little spit. This will lubricate the line and make your knot easier to tighten.

2.




Wrap the loose end of your line around itself five or six times.

5.



Tighten the knot slowly by pulling on the line with one hand and the hook with the other.

3.



Pass the loose end through the loop in the line next to the eye in the hook.

6.



Trim off the loose end of the line with a pair of fingernails